

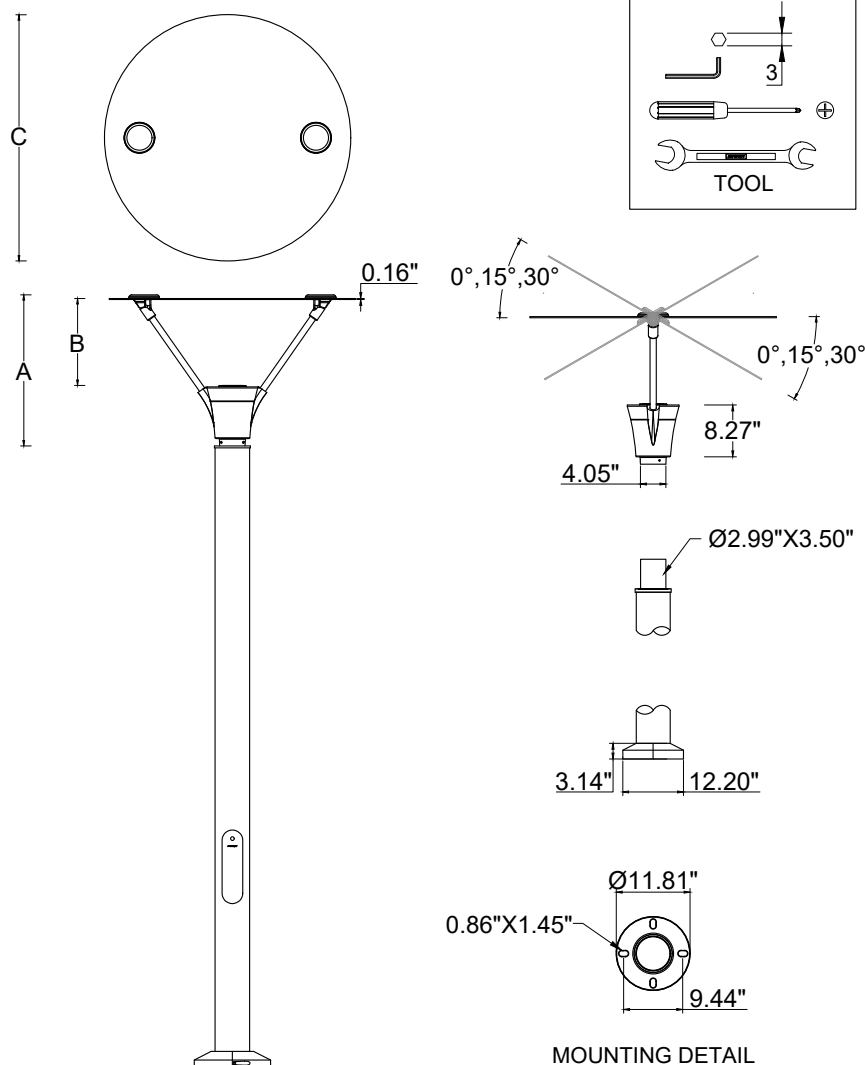
INSTALLATION AND SERVICE MANUAL

LIGMAN
NORTH AMERICA

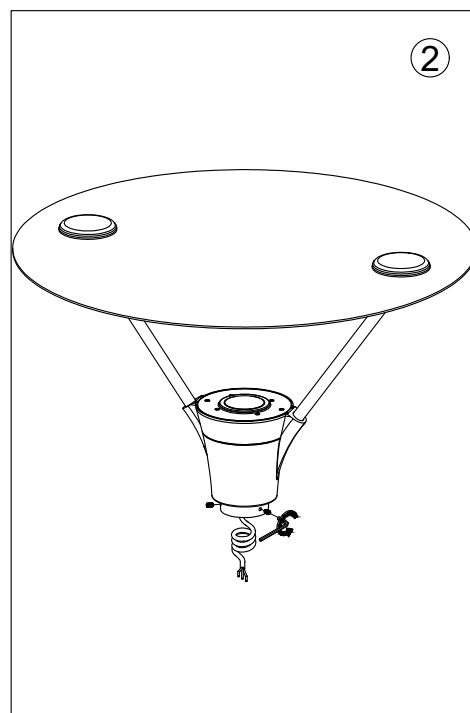
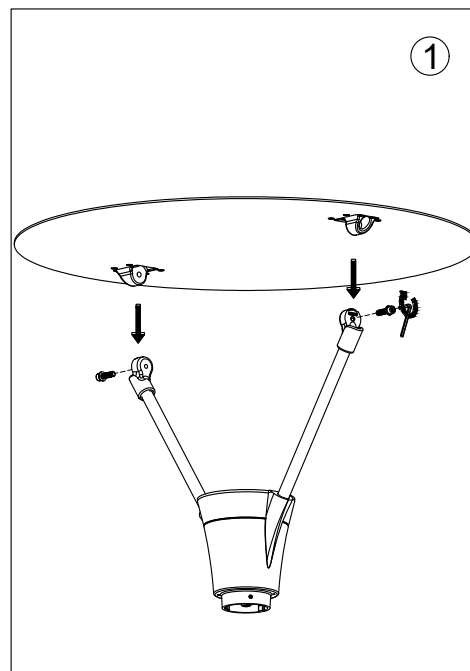
For Installation of Laluna Post top luminaires.
Model. ULL-20001, ULL-20002 and ULL-20011

Product drawing (dimensions)

SUITABLE FOR WET LOCATIONS



Model No.	Dimension		
	A	B	C
ULL-20001	21.45"	11.02"	31.49"
ULL-20002	20.27"	9.84"	39.37"
ULL-20011	24.40"	14.16"	39.37"



Notice to installer :

1.WIRING INSTRUCTIONS Warning : RISK OF FIRE AND ELECTRICAL SHOCK. : FIXTURE MUST BE INSTALLED BY A QUALIFIED ELECTRICIAN ONLY>FIXTURE IS INTENDED FOR INSTALLATION IN ACCORDANCE WITH THE NATIONAL ELECTRICAL CODE, LOCAL AND FEDERAL CODE SPECIFICATIONS. DISCONNECT POWER BEFORE SERVICING.

2.This fixture has a VOLTAGE SPECIFIC BALLAST,Check that the supply voltage is the same as the installed ballast voltage.

Ligman Lighting USA

7144 NE Progress Court, Hillsboro
Oregon, 97124, USA
Tel : 503 645 0500 | Fax : 503 645 8100

www.ligmanlightingusa.com

ULL-20001 05/03/23 REV.1
1/2

FM-TS-13-1/13-05-2563/Rev.6

